

Getting to Know Your Home



Address: _____

OWNER CONTACT INFORMATION

Client Name: _____ Phone Number: _____

E-mail: _____ Address (if not property address) _____

Preferred Method of Contact: **call** **text** **email**

Client Name: _____ Phone Number: _____

E-mail: _____ Address (if not property address) _____

Preferred Method of Contact: **call** **text** **email**

BASIC INFORMATION

County	
Apx. Above Ground Square Footage	
Apx. Finished Below Ground SqFt	
Apx. Total Square Footage	
Total Below Grade Square Footage (SqFt of FINISHED and UNFINISHED area)	
Year Built	
Lot Acres	
Stories	
# 1st floor bedrooms	
Rooms	Total Abv Gr Rooms _____ Total Rooms _____
Total bedrooms	
Bathrooms	full _____ 3/4 _____ 1/2 _____ 1/4 _____ total: _____
Geographical Area	
Municipality	
Flood Zone (if YES, which zone)	
Neighborhood	
Zoning	
Apx. Taxes (MLS auto calculates this)	

Occupancy	<i>owner tenant vacant</i>
School District	
DB Page	









Directions or Cross Street: _____

Top features of this home:

1. _____
2. _____
3. _____
4. _____

SPECIFIC HOME INFORMATION

Accessibility Features:

<input type="checkbox"/> Accessible Approach with Ramp 	<input type="checkbox"/> Bath Roll-In Shower 
<input type="checkbox"/> Doorway Access 32 in.+ Wide 	<input type="checkbox"/> Emergency Call Switch
<input type="checkbox"/> Hallways 36 in.+ Wide 	<input type="checkbox"/> Ktch Low Cabinetry 
<input type="checkbox"/> Main Floor Bath(s)	<input type="checkbox"/> Remote Devices 
<input type="checkbox"/> Stair Lift 	<input type="checkbox"/> Zero-Grade Entry 

Appliances Included:

<input type="checkbox"/> Built-In Electric Oven	<input type="checkbox"/> Carbon Monoxide Det
<input type="checkbox"/> Central Vac	<input type="checkbox"/> Compactor
<input type="checkbox"/> Cooktop	<input type="checkbox"/> Dehumidifier
<input type="checkbox"/> Dishwasher	<input type="checkbox"/> Disposal
<input type="checkbox"/> Dryer	<input type="checkbox"/> Freezer
<input type="checkbox"/> Garage Door Opener	<input type="checkbox"/> Humidifier
<input type="checkbox"/> Microwave Built-In	<input type="checkbox"/> None
<input type="checkbox"/> Range	<input type="checkbox"/> Range Hood
<input type="checkbox"/> Refrigerator	<input type="checkbox"/> Smoke Det
<input type="checkbox"/> UV Light	<input type="checkbox"/> Washer
<input type="checkbox"/> Water Trtmt System	<input type="checkbox"/> TV-Wall Mounted
<input type="checkbox"/> TV-Wall Mount (Bracket) Only	

Additional Inclusions:

Exclusions: _____

—

Attic Access:

<input type="checkbox"/> Access/Scuttle	<input type="checkbox"/> Crawl Space
<input type="checkbox"/> Finished	<input type="checkbox"/> Floored
<input type="checkbox"/> Full	<input type="checkbox"/> None
<input type="checkbox"/> Partially Finished	<input type="checkbox"/> Permanent Stairs
<input type="checkbox"/> Pull Down Stairs	<input type="checkbox"/> See Remarks

Basement Access: _____

Basement Features:


<input type="checkbox"/> Dirt Floor	<input type="checkbox"/> Finished
<input type="checkbox"/> Full	<input type="checkbox"/> None
<input type="checkbox"/> Exterior Entry	<input type="checkbox"/> Partial
<input type="checkbox"/> Partially Finished	<input type="checkbox"/> Sump Pump

Cell Service: Yes / No

Construction:

<input type="checkbox"/> Block	<input type="checkbox"/> Brick
<input type="checkbox"/> Frame	<input type="checkbox"/> Log
<input type="checkbox"/> Masonry	<input type="checkbox"/> Metal
<input type="checkbox"/> Mobile (Pre 1976)	<input type="checkbox"/> Modular
<input type="checkbox"/> Pole	<input type="checkbox"/> Post & Beam
<input type="checkbox"/> Steel	<input type="checkbox"/> Stone
<input type="checkbox"/> See Remarks	<input type="checkbox"/> Manufactured (Post 1976)

Cooling:

<input type="checkbox"/> Central Air 	<input type="checkbox"/> Ductless Wall Mounted With Outside Condenser
<input type="checkbox"/> None	<input type="checkbox"/> Wall Unit(s)
<input type="checkbox"/> Whole House Fan	<input type="checkbox"/> Window Unit(s)
<input type="checkbox"/> See Remarks	

Under Construction: Yes / No

Dining:

<input type="checkbox"/> Breakfast Area	<input type="checkbox"/> Breakfast Room
<input type="checkbox"/> Dining Area	<input type="checkbox"/> Formal Separate
<input type="checkbox"/> Kitchen Bar	<input type="checkbox"/> Kitchen Eat In
<input type="checkbox"/> Kitchen Island	<input type="checkbox"/> Kitchen/Dining Combo
<input type="checkbox"/> Living/Dining Combo	<input type="checkbox"/> Other

Driveway:

<input type="checkbox"/> Alley Access	<input type="checkbox"/> Asphalt
<input type="checkbox"/> Concrete	<input type="checkbox"/> Dirt
<input type="checkbox"/> Driveway Permit	<input type="checkbox"/> Gravel
<input type="checkbox"/> None	<input type="checkbox"/> Other
<input type="checkbox"/> Pavers	<input type="checkbox"/> Private Road
<input type="checkbox"/> Row/Easement	<input type="checkbox"/> Shared


Electrical Service:

<input type="checkbox"/> To 99 Amps	<input type="checkbox"/> 100-150 Amps
<input type="checkbox"/> 200 or Greater Amps	<input type="checkbox"/> Circuit Breakers
<input type="checkbox"/> Fuses	<input type="checkbox"/> Knob & Tube Visible
<input type="checkbox"/> See Remarks	<input type="checkbox"/> Underground Serv.

Exterior Features:

<input type="checkbox"/> Balcony	<input type="checkbox"/> Barn
<input type="checkbox"/> Breezeway	<input type="checkbox"/> Deck
<input type="checkbox"/> Fence Underground	<input type="checkbox"/> Fenced - In Yard
<input type="checkbox"/> Gazebo	<input type="checkbox"/> Handicap Design
<input type="checkbox"/> None	<input type="checkbox"/> Fireplace/Grill Outside
<input type="checkbox"/> Irrigation System	<input type="checkbox"/> Patio
<input type="checkbox"/> Patio/Deck Covered	<input type="checkbox"/> Pavillion/Gazebo
<input type="checkbox"/> Pond	<input type="checkbox"/> Pool Above Ground
<input type="checkbox"/> Pool Inground	<input type="checkbox"/> Porch Enclosed
<input type="checkbox"/> Porch Open	<input type="checkbox"/> Porch Screened
<input type="checkbox"/> Shed	<input type="checkbox"/> Spa/Hot Tub
<input type="checkbox"/> Workshop	<input type="checkbox"/> See Remarks

Exterior Finish:

<input type="checkbox"/> Aluminum	<input type="checkbox"/> Asbestos
<input type="checkbox"/> Block	<input type="checkbox"/> Brick
<input type="checkbox"/> Cedar	<input type="checkbox"/> Cement Board
<input type="checkbox"/> Composite Siding 	<input type="checkbox"/> Log
<input type="checkbox"/> Log Veneer	<input type="checkbox"/> Masonry
<input type="checkbox"/> Steel	<input type="checkbox"/> Stone
<input type="checkbox"/> Stone Veneer	<input type="checkbox"/> Stucco
<input type="checkbox"/> T111	<input type="checkbox"/> Vinyl
<input type="checkbox"/> Wood	<input type="checkbox"/> See Remarks

Fireplace:

<input type="checkbox"/> Bedroom	<input type="checkbox"/> Brick
<input type="checkbox"/> Coal Stove	<input type="checkbox"/> Decorative
<input type="checkbox"/> Den	<input type="checkbox"/> Dining Room
<input type="checkbox"/> Family Room	<input type="checkbox"/> Freestanding
<input type="checkbox"/> Gas-Natural	<input type="checkbox"/> Gas-Propane
<input type="checkbox"/> Great Room	<input type="checkbox"/> Insert
<input type="checkbox"/> Kitchen	<input type="checkbox"/> Living Room
<input type="checkbox"/> Marble	<input type="checkbox"/> None
<input type="checkbox"/> Pellet Stove	<input type="checkbox"/> Prefab
<input type="checkbox"/> Rec Room	<input type="checkbox"/> See Through
<input type="checkbox"/> Stone	<input type="checkbox"/> Wood Burning
<input type="checkbox"/> Woodstove	

Floors:

<input type="checkbox"/> Brick	<input type="checkbox"/> Carpet W/W
<input type="checkbox"/> Concrete	<input type="checkbox"/> Cork
<input type="checkbox"/> Laminate	<input type="checkbox"/> Linoleum
<input type="checkbox"/> Stone	<input type="checkbox"/> Tile
<input type="checkbox"/> Vinyl	<input type="checkbox"/> Wood
<input type="checkbox"/> Other	


Foundation:

<input type="checkbox"/> Block	<input type="checkbox"/> Pillar/Post/Pier
<input type="checkbox"/> Concrete Perimeter	<input type="checkbox"/> Pre-Cast
<input type="checkbox"/> See Remarks	<input type="checkbox"/> Stone
<input type="checkbox"/> None	

Garage Type/How many cars:

<input type="checkbox"/> Attached	<input type="checkbox"/> Detached
<input type="checkbox"/> Below Grade	<input type="checkbox"/> Carport
<input type="checkbox"/> None	<input type="checkbox"/> Off-Street Parking

Heating Type:

<input type="checkbox"/> Baseboard	<input type="checkbox"/> Ceramic
<input type="checkbox"/> Ductless Mini Split HP	<input type="checkbox"/> Steam
<input type="checkbox"/> Geothermal	<input type="checkbox"/> Gravity
<input type="checkbox"/> Heat Pump Ducted 	<input type="checkbox"/> Heat Pump
<input type="checkbox"/> None	<input type="checkbox"/> Hot Air
<input type="checkbox"/> Hot Water	<input type="checkbox"/> Outdoor Furnace
<input type="checkbox"/> Radiant Ceiling	<input type="checkbox"/> Radiant Floor
<input type="checkbox"/> Radiant Stove	<input type="checkbox"/> Radiant Wall

Heating Fuel:

<input type="checkbox"/> Coal	<input type="checkbox"/> Electric
<input type="checkbox"/> Kerosene	<input type="checkbox"/> Natural Gas
<input type="checkbox"/> Oil	<input type="checkbox"/> Propane
<input type="checkbox"/> Solar	<input type="checkbox"/> Wood

Age of System: _____ Apx. Heating Costs: _____ Is natural gas available? _____

Interior Features:

<input type="checkbox"/> Vault Ceiling	<input type="checkbox"/> Ceiling Fans
<input type="checkbox"/> Dry Basement System	<input type="checkbox"/> Elevator
<input type="checkbox"/> Fireplace	<input type="checkbox"/> In-Law Quarters
<input type="checkbox"/> Indoor Pool	<input type="checkbox"/> Laundry 1st Floor
<input type="checkbox"/> Laundry 2nd Floor	<input type="checkbox"/> Master Bath
<input type="checkbox"/> None	<input type="checkbox"/> Open Floor Plan
<input type="checkbox"/> Pantry	<input type="checkbox"/> Radon Mitig
<input type="checkbox"/> Security System	<input type="checkbox"/> Skylight(s)/Light Tubes
<input type="checkbox"/> Walk In Closet(s)	<input type="checkbox"/> Fire Suppression System
<input type="checkbox"/> Heated Sunroom	<input type="checkbox"/> See Remarks
<input type="checkbox"/> Tile Floors	<input type="checkbox"/> Wood Floors
<input type="checkbox"/> Wood/Pellet Stove	

What kind of internet is available?: _____

Kitchen Counters:

<input type="checkbox"/> Ceramic Tile	<input type="checkbox"/> Concrete
<input type="checkbox"/> Corian/Corian Type	<input type="checkbox"/> Glass
<input type="checkbox"/> Granite/Quartz/Stone	<input type="checkbox"/> Laminate
<input type="checkbox"/> Stainless Steel	<input type="checkbox"/> Wood

	YES	NO
Is this prop. In clean and green?		
Land/lot leased?		
OGMs + Timber rights convey?		
Is there a current gas lease?		

Location:

<input type="checkbox"/> Adjacent to Park	<input type="checkbox"/> Adjacent to Pwr Line ?
<input type="checkbox"/> Busy Road	<input type="checkbox"/> Commercial
<input type="checkbox"/> Golf Course	<input type="checkbox"/> Industrial
<input type="checkbox"/> Landfill	<input type="checkbox"/> Other <input type="text"/>
<input type="checkbox"/> Pub. Transportation ?	<input type="checkbox"/> Residential
<input type="checkbox"/> Water Front	

Lot Description:

<input type="checkbox"/> Frontage <input type="text"/>	<input type="checkbox"/> Cleared
<input type="checkbox"/> Level	<input type="checkbox"/> Fields
<input type="checkbox"/> Sloped	<input type="checkbox"/> Tillable
<input type="checkbox"/> Wetlands	<input type="checkbox"/> Will Consider Subdiv
<input type="checkbox"/> Wooded	<input type="checkbox"/> Landlocked

Roof Type/ Year: _____

<input type="checkbox"/> Flat	<input type="checkbox"/> Metal
<input type="checkbox"/> Rolled	<input type="checkbox"/> Rubber
<input type="checkbox"/> Shake	<input type="checkbox"/> Shingle
<input type="checkbox"/> Slate	<input type="checkbox"/> Tile
<input type="checkbox"/> Wood	<input type="checkbox"/> See Remarks

Sewer:

<input type="checkbox"/> Alternative System	<input type="checkbox"/> Cesspool
<input type="checkbox"/> Community	<input type="checkbox"/> Holding Tank
<input type="checkbox"/> On-Site Septic	<input type="checkbox"/> On-Site Septic Type
<input type="checkbox"/> Perc-Approved	<input type="checkbox"/> Public Avail Not Con
<input type="checkbox"/> Public Sewer	<input type="checkbox"/> Septic Permit
<input type="checkbox"/> Shared	<input type="checkbox"/> None

Site Amenities:

<input type="checkbox"/> Cul-De-Sac	<input type="checkbox"/> Development
<input type="checkbox"/> Gated	<input type="checkbox"/> Gravel Road
<input type="checkbox"/> Historic	<input type="checkbox"/> Home Sites Available
<input type="checkbox"/> None	<input type="checkbox"/> Paved Streets/Road
<input type="checkbox"/> Rural	<input type="checkbox"/> Sidewalks
<input type="checkbox"/> Street Lights	<input type="checkbox"/> Underground Utilities

Stories:

<input type="checkbox"/> 1 Story	<input type="checkbox"/> 1.5 Story
<input type="checkbox"/> 2+ Stories	<input type="checkbox"/> Bi-Level
<input type="checkbox"/> Split Level	<input type="checkbox"/> Other

Style:

<input type="checkbox"/> Berm	<input type="checkbox"/> Bi-Level
<input type="checkbox"/> Bungalow	<input type="checkbox"/> Cape Cod
<input type="checkbox"/> Colonial	<input type="checkbox"/> Farmhouse
<input type="checkbox"/> French Provincial	<input type="checkbox"/> Geodesic
<input type="checkbox"/> Ranch/Single	<input type="checkbox"/> Raised Ranch
<input type="checkbox"/> Rowhouse	<input type="checkbox"/> Spanish
<input type="checkbox"/> Split Level	<input type="checkbox"/> Townhouse
<input type="checkbox"/> Tudor	<input type="checkbox"/> Victorian

View:

<input type="checkbox"/> City/Skyline	<input type="checkbox"/> City Street
<input type="checkbox"/> Golf Course	<input type="checkbox"/> Industrial
<input type="checkbox"/> Limited Sight	<input type="checkbox"/> Mountain
<input type="checkbox"/> Other <input type="text"/>	<input type="checkbox"/> Park
<input type="checkbox"/> Pastoral	<input type="checkbox"/> Power Lines
<input type="checkbox"/> Water	<input type="checkbox"/> Woods

Water Feature:

<input type="checkbox"/> Creek Access	<input type="checkbox"/> Creek Frontage
<input type="checkbox"/> Lake	<input type="checkbox"/> Lake Access
<input type="checkbox"/> None	<input type="checkbox"/> Pond
<input type="checkbox"/> Pond Site	<input type="checkbox"/> River Access
<input type="checkbox"/> Riverfront	<input type="checkbox"/> Stream
<input type="checkbox"/> Unknown	<input type="checkbox"/> Waterfront Property

Water Heater:

<input type="checkbox"/> Electric	<input type="checkbox"/> Gas
<input type="checkbox"/> Heated/Boiler/Furn	<input type="checkbox"/> Hot Water- Other
<input type="checkbox"/> None	<input type="checkbox"/> Oil
<input type="checkbox"/> On Demand	<input type="checkbox"/> Propane
<input type="checkbox"/> Solar	<input type="checkbox"/> Tankless
<input type="checkbox"/> Indirect Water Htr.	<input type="checkbox"/> Heat Pump

Water Source:

<input type="checkbox"/> Community	<input type="checkbox"/> None
<input type="checkbox"/> Public	<input type="checkbox"/> Shared
<input type="checkbox"/> Spring	<input type="checkbox"/> Well

Windows:

<input type="checkbox"/> New	<input type="checkbox"/> Original
<input type="checkbox"/> Storms	<input type="checkbox"/> Thermal
<input type="checkbox"/> Tilt	<input type="checkbox"/> See Remarks

Room Levels and Dimensions:

Room	Level	Length	Width
	<i>upper main lower</i>		
	<i>upper main lower</i>		
	<i>upper main lower</i>		
	<i>upper main lower</i>		
	<i>upper main lower</i>		
	<i>upper main lower</i>		
	<i>upper main lower</i>		
	<i>upper main lower</i>		
	<i>upper main lower</i>		
	<i>upper main lower</i>		
	<i>upper main lower</i>		
	<i>upper main lower</i>		

Private Remarks:

Showing Instructions:

Lock box Occupied	Yes / No
Lockbox Vacant	Yes / No
Showingtime	Yes / No
Pets	Yes / No
Media Permission	Yes / No
Showingtime	